

# JETSTREAM

100 Hancock Ave  
Hamilton, Ohio 45011

www.jetstream-usa.com  
800-524-4889

## Instructions for JTB1

### Specifications:

144-148 Mhz/440-450 Mhz Dual band antenna.  
8.3 db gain on 144-148 Mhz  
11.7 db gain on 440-450 Mhz  
Impedance: 50 ohms  
Max power: 200 watts, sum of both bands  
Max wind rating: 90 MPH  
Connector: SO239  
Mast size: 1 1/2 - 2 inch

### Adjustment

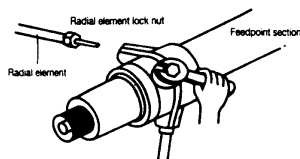
The JTB1 antenna is pre-tuned at the factory and should not require any tuning. If SWR is extraordinarily high, please check your coax for shorts or opens.  
The antenna needs to be out in free space. Should not be close to anything conductive.

### Assembling the JTB1.

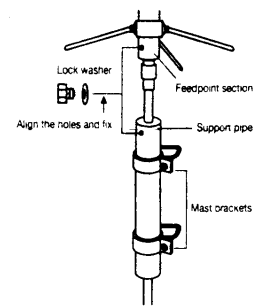
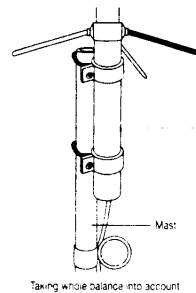
1. Loosen the top screw on the top coupler of the center element. Connect the upper and center element. If the element is not within reach, shake up and down until it appears. Tighten the top screw.



2. Connect the upper and center outer fiberglass support together. No tools necessary, hand tight is fine.
3. Repeat steps 1 and 2 for the lower and center element/fiberglass support.
4. Attach three radial elements to the three holes just above the SO-239 connector. See picture below



5. Fix two mast brackets to support pipe. Then connect coaxial cable to the feedpoint section through support pipe. Fix support pipe to the feedpoint section with a lock screw by aligning the holes at the bottom of the section and top of the pipe.
6. Attach assembled antenna to a mast by taking whole balance into account and fix it firmly as shown in the picture below.



### Safety Instructions:

Do not install on a rainy or windy day.  
Do not install near power lines.  
Do not install by yourself, always have someone else near by to help.  
If antenna comes in contact with electric lines, do not try to remove. Call you electric company immediately.  
If you do not have experience at installing antennas, seek the help of a professional.

### Recommended Accessories for the JTB1 antenna:

Lightning arrestor: **Jetstream JT40R**

Coax:

Less than 50 ft: **Jetstream JT2008**

More than 50 ft: **Jetstream JT2013, JT2015 or JT2015F**

Coaxial Switch: **Jetstream CO201**

**www.jetstream-usa.com**  
**800-524-4889**